

INDIVIDUAL DECISIONS

I have taken non-key decisions regarding :

1. Requests from the Executive regarding the Annual Work Programme of Overview and Scrutiny.
2. The re-establishment of the Carlisle Transport Steering Group.
3. The membership of the Carlisle Transport Steering Group.

Details of these decisions were circulated to all Members in a Notice dated 28 September.

EXECUTIVE DECISIONS

At its meetings of 18 September and 15 October the Executive considered the following reports from the Economic Prosperity Portfolio :

EN.159/01 Development Opportunity – Viaduct Estate (Part B Report).

EX.22/01 Review of Rural Programme.

Details of decisions were circulated to all Members in notices dated 20 September and 17 October respectively.

BUSINESS SUPPORT UNIT UPDATE

1. Carlisle and Eden local Strategic Partnership

Working groups of representatives from the private, public and voluntary sectors are meeting on an ongoing basis to develop project delivery plans setting out priorities and funding requirements. The Chair of the partnership and the Chief Executives of both local authorities have met various funding bodies to discuss support for projects.

2. Employment Alternatives

The Employment Alternatives Programme managed by the Economic Development Unit recently received £33,000 of Objective 3 funding from the European Structural Fund. The total project cost is £74,000. The City Council's contribution is £6,500. The Employment Alternatives Programme is a partnership project involving Carlisle, South Lakeland and Eden Councils. It provides career guidance and training in self-employment and job searching.

3. New Deal

The Economic Development Unit manages the Carlisle and Eden Voluntary Sector New Deal Programme, which supports unemployed 18-24 year olds. In September and October the scheme resulted in 12 people finding permanent employment.

4. Unemployment Update

The Monthly Unemployment Briefing for August is attached.

CARLISLE CONFERENCE GROUP UPDATE

Carlisle Conference Group (CCG) attended the National Venue Show at the National Exhibition Centre from 11-13 September. CCG's stand was positively received and there is interest in using Carlisle for events in 2002 and 2003.

All visitors to the CCG stand have received a direct mailing of CCG's new conference brochure. In addition, the brochure will be mailed to the top 250 companies in North West England and the top 400 UK Associations.

CCG has appointed Eve McLellan as a new Conference Group Assistant. Eve is on a 6 month New Deal placement at no cost to the Council or the Conference Group.

TOURISM UPDATE

The Tourism Unit has organised a series of events for the Christmas period. A full programme is attached.

Since the Council Meeting on 11 September 2001 to 19 October 2001, as Deputy Leader and Portfolio Holder for Economic Prosperity, I have attended the following :

16-19 09.01	LGA Tourism Conference, Torquay
20.09.01	Meeting with new Head of Economic Development
25.09.01	Cumbria Deaf Association
27.09.01	Leisuretime Best Value City Centre Management Group
03.10.01	Careline
04.10.01	Two Castles Housing Association
04-05 10.01	Border Visions Conference, Peebles
08.10.01	Property Services Best Value Development Advisory Group
09.10.01	LSVT Launch
10.10.01	CBI/CIIA Conference Group, Rheged Property Services Best Value Stanwix Rural Parish Council
11.10.01	Communications Best Value
12.10.01	Officers' Briefing to Executive
15.10.01	Ministerial Visit to Civic Centre
15.10.02	Executive Meeting
16.10.01	City Centre Management Group Officers' Briefing – Economic Development Local Democracy Week - Mock Council
17.10.01	Local Democracy Week – Question Time
18.10.01	NWRA visit – Penrith, Carlisle, Longtown
19.10.01	Cumbria FMD Task Force – Penrith

Monthly Unemployment Briefing - August 2001

The August 2001 unemployment figures were released by the Office for National Statistics today.

UK Claimant Count

The number of people out of work and claiming unemployment benefit across the UK rose by 11,363 to 973,184. The unemployment rate is unchanged at 3.2% of the workforce.

(The seasonally adjusted figure for the UK fell by 6,000 to 945,600, which is 3.1%. This is the "headline rate" commonly used in the national media – no seasonally adjusted figures are available for local areas. Therefore, this figure should not be used to compare local and national rates. Similarly, the ILO unemployment rate quoted nationally ("the government's preferred measure") is not available for local areas.)

County Claimant Count

The number of people out of work and claiming unemployment benefit in Cumbria rose by 31 to 7,403. The unemployment rate is 3.2% of the workforce, the same as the national rate.

In the same month last year, the Cumbria rate stood at 3.5%, giving a year on year fall of 0.3 percentage points. Over the year unemployment in the county has fallen slightly more slowly than the national figure.

Male Unemployment: fell by 11 to 5,541 which is 4.5%, 1.0% above the UK figure.

Female Unemployment: rose by 42 to 1,862 which is 1.7%, 0.1% below the UK figure.

COUNTY/REGION/ COUNTRY	Male		Female		All Persons			
	Number	Rate	Number	Rate	Number	Monthly Change	Rate	Monthly Change
Cumbria	5,541	4.5	1,862	1.7	7,403	31	3.2	0.0
North West	95,621	5.4	29,031	1.9	124,652	1,287	3.8	0.1
United Kingdom	726,650	4.4	246,534	1.8	973,184	11,363	3.2	0.0
Great Britain	696,036	4.4	234,904	1.7	930,940	10,846	3.2	0.1

Cumbria Economic Intelligence Partnership is a Countywide Partnership established to improve the understanding of the local economy through research, analysis, and data dissemination.

Cumbria County Council
Tourist Board
Eden DC

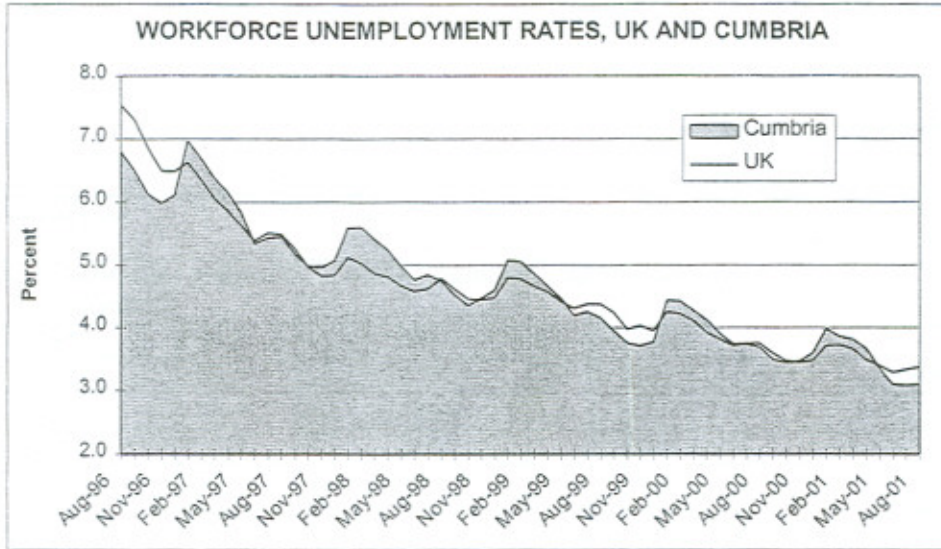
Allerdale BC
South Lakeland DC

Cumbria Inward Investment Agency
Barrow BC
Cumbria Careers

Enterprise Cumbria
Carlisle CC
Copeland BC
FE Colleges

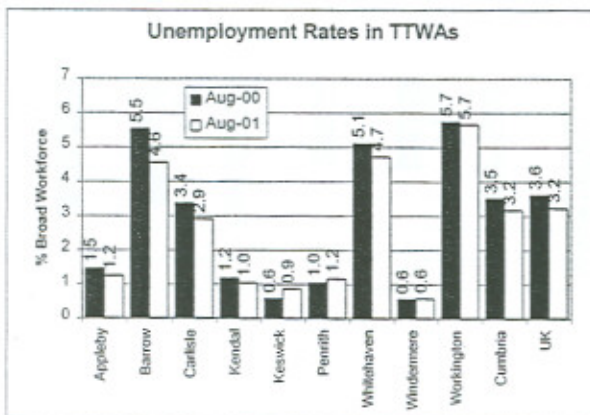
Cumbria

Economic Intelligence Partnership



Travel to Work Areas.

TRAVEL TO WORK AREAS	Male		Female		All Persons			
	Number	Rate	Number	Rate	Number	Monthly Change	Rate	Monthly Change
Appleby	48	1.5	18	0.8	66	-4	1.2	-0.1
Barrow in Furness	1,168	7.1	347	2.1	1,515	-36	4.6	-0.1
Carlisle	1,280	4.0	477	1.7	1,757	-44	2.9	-0.1
Kendal	223	1.4	94	0.6	317	13	1.0	0.0
Keswick	30	1.4	13	0.5	43	-9	0.9	-0.1
Penrith	147	1.4	69	0.8	216	11	1.2	0.1
Whitehaven	1,305	6.2	385	2.6	1,690	6	4.7	0.0
Windermere	48	0.8	25	0.4	73	10	0.6	0.1
Workington	1,265	7.9	422	3.1	1,687	84	5.7	0.3



Cumbria Economic Intelligence Partnership is a Countywide Partnership established to improve the understanding of the local economy through research, analysis, and data dissemination.


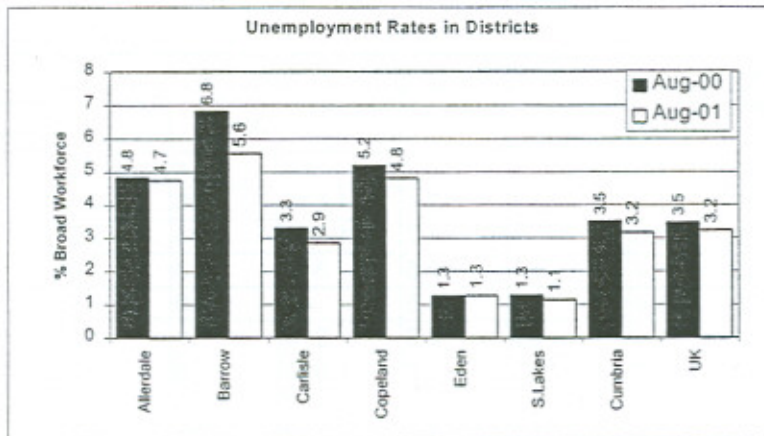
Cumbria County Council Cumbria Inward Investment Agency Enterprise Cumbria Cumbria
 Tourist Board Allerdale BC Barrow BC Carlisle CC Copeland BC
 Eden DC South Lakeland DCCumbria Careers FE Colleges

Cumbria

Economic Intelligence
Partnership

Local Authority Districts

LOCAL AUTHORITY DISTRICTS	Male		Female		All Persons			
	Number	Rate	Number	Rate	Number	Monthly Change	Rate	Monthly Change
Allerdale	1,355	6.8	466	2.5	1,821	73	4.7	0.1
Barrow in Furness	1,005	9.3	280	2.3	1,285	-38	5.6	-0.1
Carlisle	1,173	4.0	428	1.6	1,601	-42	2.9	0.0
Copeland	1,347	6.3	401	2.7	1,748	5	4.8	0.0
Eden	224	1.6	98	0.9	322	9	1.3	0.1
South Lakeland	437	1.6	189	0.7	626	24	1.1	0.0



Cumbria Economic Intelligence Partnership is a Countywide Partnership established to improve the understanding of the local economy through research, analysis, and data dissemination.

Cumbria County Council
Tourist Board
Eden DC

Allerdale BC
Barrow BC
South Lakeland DC
Cumbria Careers

Enterprise Cumbria
Cumbria Copeland BC
FE Colleges

Cumbria

Economic Intelligence Partnership

	Unemployment by Ward:			Aug-01			Aug-00	Change
	Unemployment Totals			Unemployment Percentages				
	Male	Female	Total	Male	Female	Total		
CARLISLE								
Arthuret	22	11	33	2.6	1.8	2.3	41	-8
Belah	58	33	91	3.0	2.1	2.6	102	-11
Belle Vue	92	28	120	5.8	2.3	4.2	121	-1
Botcherby	105	47	152	7.2	3.9	5.7	157	-5
Brampton	43	21	64	4.1	2.8	3.6	72	-8
Burgh	11	8	19	1.7	1.6	1.6	21	-2
Currock	110	29	139	6.7	2.2	4.7	162	-23
Dalston	16	4	20	2.5	0.9	1.8	31	-11
Denton Holme	87	31	118	5.5	2.3	4.0	128	-10
Great Corby & Geltsdale	3	6	9	0.6	1.6	1.0	6	3
Harraby	56	23	79	3.3	1.7	2.6	97	-18
Hayton	4	5	9	0.6	1.1	0.8	11	-2
Irthing	13	6	19	2.1	1.5	1.8	22	-3
Lyne	7	9	16	1.0	2.1	1.4	15	1
Morton	67	10	77	6.1	1.1	3.8	101	-24
St Aidans	84	25	109	4.9	1.8	3.5	163	-54
St Cuthbert Without	10	6	16	1.9	1.5	1.7	15	1
Stanwix Rural	22	17	39	1.6	1.7	1.6	64	-25
Stanwix Urban	104	28	132	6.9	2.4	4.9	124	8
Trinity	80	20	100	5.3	1.6	3.7	122	-22
Upperby	97	29	126	6.9	2.6	5.0	155	-29
Wetheral	13	7	20	1.2	0.9	1.1	31	-11
Yewdale	69	25	94	3.2	1.4	2.4	89	5
COPELAND								
Beckermet	42	10	52	4.7	1.6	3.4	53	-1
Bootle	3	5	8	0.7	1.8	1.1	11	-3
Bransty	54	31	85	4.5	3.5	4.1	79	6
Cleator Moor North	100	35	135	7.2	3.8	5.9	137	-2
Cleator Moor South	65	24	89	7.4	4.0	6.0	99	-10
Distington	42	16	58	6.2	3.5	5.1	63	-5
Egremont North	96	35	131	7.3	3.8	5.9	114	17
Egremont South	67	16	83	7.2	2.5	5.3	84	-1
Ennerdale	21	6	27	3.6	1.4	2.6	35	-8
Frizington	63	25	88	8.3	5.3	7.1	101	-13
Gosforth	7	3	10	1.5	1.0	1.3	10	0
Harbour	116	22	138	12.1	3.6	8.8	179	-41
Haverigg	13	7	20	4.4	3.7	4.1	19	1
Hensingham	78	22	100	7.2	2.7	5.3	107	-7
Hillcrest	36	14	50	3.1	1.5	2.4	59	-9
Holborn Hill	35	11	46	4.8	2.1	3.7	60	-14
Howgate	69	16	85	8.0	2.7	5.8	87	-2
Kells	41	11	52	5.8	2.1	4.2	63	-11
Melthwaite	5	7	12	1.1	2.5	1.6	12	0
Millom Without	13	1	14	3.5	0.4	2.2	13	1
Mirehouse East	52	9	61	8.5	2.1	5.9	62	-1
Mirehouse West	110	17	127	16.6	3.9	11.5	125	2
Newtown	66	22	88	6.3	3.2	5.1	97	-9
St. Bees	12	5	17	2.5	1.5	2.1	28	-11
Sandwith	131	28	159	17.4	6.2	13.2	171	-12
Seascale	10	3	13	2.0	0.9	1.6	21	-8

Cumbria Economic Intelligence Partnership is a Countywide Partnership established to improve the understanding of the local economy through research, analysis, and data dissemination.

Cumbria County Council
Tourist Board
Eden DC

Allerdale BC
Barrow BC
South Lakeland DC
Cumbria Careers

Enterprise Cumbria
Copeland BC
FE Colleges



CARLISLE
The Great Border City

**CHRISTMAS PROGRAMME OF
 CITY CENTRE EVENTS &
 ACTIVITIES**

NOVEMBER/DECEMBER 2001



CHRISTMAS SPONSORS

**CARLISLE CITY COUNCIL
 SPIRIT OF CUMBRIA
 STORY CONSTRUCTION
 NEWS & STAR**



SAT. 17th NOV.

**Reach for the Stars
 - Talent Competition**

**From 11 a.m.
 in City Centre**

SUN. 18th NOV.

**Carlisle's special "Spirit of
 Christmas" scene with the
 Nativity, angels and thousands
 of lights will be displayed on
 and in front of the Old Town
 Hall.**

**Reach for the Stars
 - Talent Competition Final**

**From 12 noon
 in City Centre**

**Light up a Life
 Memorial Service and Switch
 On of Christmas Tree Lights**

**3.00 p.m.
 in City Centre**

	Pre Switch-On Entertainment On Stage	4.30 p.m. - 5.30 p.m.
	Christmas Lights "Switch On" With 'Last of the Summer Wine' Sarah Thomas	5.30 p.m.
MON. 19 th NOV.	Arrival of Childrens' Rides/ Roundabouts	11.00 a.m. in City Centre
THURS. 22 nd NOV.	Late Night Thursday Shopping commences along with an attractive programme of street entertainment - bands, choirs, and childrens' entertainers - see attached schedule for detail in City Centre	
SAT. 1 st DEC.	Floral Displays Erected	
MON. 3 rd DEC. - SAT. 15 th DEC.	Dick Wittington at the Green Room West Walls.	
FRI. 7 th DEC.	Farmers' Market in City Centre	
MON. 17 th DEC.	Christmas Market in City Centre - Market Hall Stallholders	
TUE. 18 th DEC.	Made in Cumbria Christmas Craft Fair in City Centre	
WED. 19 th DEC.	Made in Cumbria Christmas Food Fair in City Centre	
WED. 19 th DEC. - SUN. 30 th DEC.	Aladdin - The Pantomime at the Sands Centre	
THUR. 27 th DEC - SUN. 30 th DEC.	Christmas Guided Tours of Carlisle Castle (Guides in Period Costume) (1 hour tours) 11.00 a.m. - 3.00 p.m. - Mulled Wine & Mince Pies	





CARLISLE
THE GREAT BORDER CITY

PROGRAMME OF ENTERTAINMENT

CHRISTMAS 2001



Thursday 22nd November 2001.

School/Church Choir

6.00 p.m.-8.00 p.m.

Saturday 24th November 2001.

Phoenix Jazz Band

11.00 a.m.-4.00 p.m.

Sunday 25th November 2001.

St Stephen's Brass Band

11.00 a.m.-4.00 p.m.

Thursday 29th November 2001.

School/Church Choir

6.00 p.m.-8.00 p.m.

Saturday 1st December 2001

*Salvation Army Band
Punch & Judy*

11.30 a.m.-2.00 p.m.
12 noon, 2.00 p.m.,
4.00 p.m.

Stilt Walker

12 noon, 2.00 p.m.,
4.00 p.m.

Sunday 2nd December 2001

Border Band

11.00 a.m.-4.00 p.m.

Thursday 6th December 2001

School/Church Choir

6.00 p.m.-8.00 p.m.

Saturday 8th December 2001

*Salvation Army Band
Stilt Walker*

11.30 a.m.-2.00 p.m.
12 noon, 2.00 p.m.,
4.00 p.m.

Sunday 9th December 2001

Morecambe Band

11.00 a.m.-4.00 p.m.

Thursday 13th December 2001

School/Church Choir

6.00 p.m.-8.00 p.m.

Saturday 15th December 2001

Stainburn Steel Band
Fairly Famous Family

11.00 a.m.-4.00 p.m.
12 noon, 2.00 p.m.,
4.00 p.m.

Sunday 16th December 2001

William Howard School Band

11.00 a.m.-4.00 p.m.

Thursday 20th December 2001

School/Church Choir

6.00 p.m.-8.00 p.m.

Saturday 22nd December 2001

Salvation Army Band
Punch & Judy

11.30 a.m.-2.00p.m.
12 noon, 2.00 p.m.,
4.00 p.m.

Kids' Clown

12 noon, 2.00 p.m.,
4.00 p.m.

Sunday 23rd December 2001

Phoenix Jazz Band

11.30 a.m.-2.00 p.m.

